In considering the yields, the reader should remember that, as in gasoline formation, the necessity of building up high pressures, and

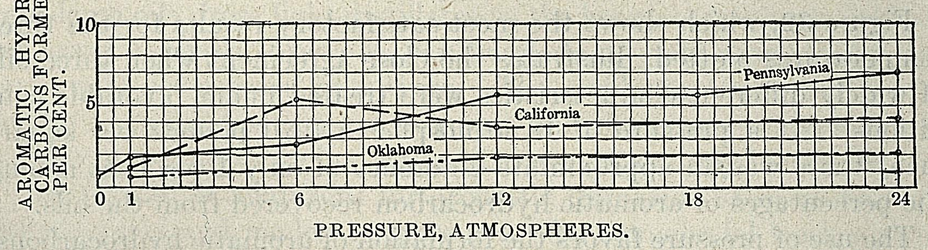

FIGURE 31.—Curves showing percentages of combined aromatic hydrocarbons (benzene, toluene, and xylene) formed from cracking three oils under varying pressures at 500° C. Results for higher pressures low owing to oil consumed in building up pressures.

of superheating a part of the oil in order to obtain this result in minimum time, is responsible for the low yields reported.

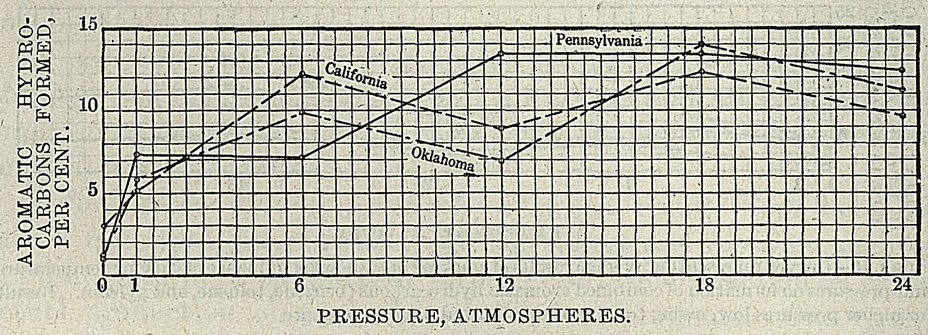

FIGURE 32.—Curves showing percentages of combined aromatic hydrocarbons (benzene, toluene, and xylene) formed from cracking three oils under varying pressures at 600° C. Results for higher pressures low owing to oil consumed in building up pressures.

The higher temperatures are evidently more favorable for the formation of aromatic hydrocarbons than the lower temperatures,

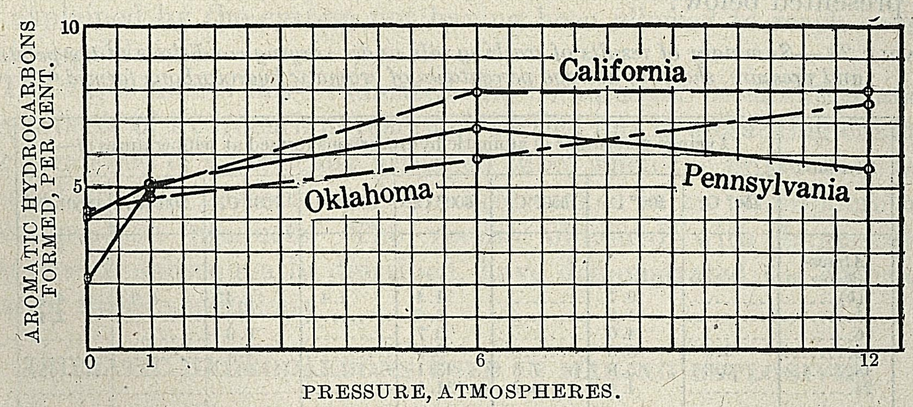

FIGURE 33.—Curves showing percentages of combined aromatic hydrocarbons (benzene, toluene, and xylene) formed from cracking three oils under varying pressures at 750° C. Results for higher pressures low owing to oil consumed in building up pressures.

and recoveries on the basis of the original oils seem to be greatest at temperatures of 600° to 700° C., as is clearly indicated by the values